
6008 42 41 31DE 2403 2405 518034
/Tel: +86 755 8351 5666 /Fax: +86 755 8351 5090



"

" " + "

" % %



.....6



% () "(

"%&

)

		1.5 /	1.3
		1.6 /	1.7
		1.25 /	1.18
			1.18-1.7

3

4

5

6

												/
13		X	959105		12	1	8	B807		81.60		
14		X	959112		12	1	8	B808		401.74		
15			0014971						A	60.78		
				103								
16			2015001448						1	1,506.45		
				4.1	B3	11	01					
17			2015001449						1	1,506.45		
				4.1	B3	10	01					
18			2015001450						1	1,506.45		
				4.1	B3	9	01					
19			4729496					599	13	24	266.2	
				2401								
20			4729495					599	13	24	115.37	
				2402								
21			4729494					599	13	24	215.83	
				2403								
22			4729493					599	13	24	94.38	
				2404								
23			4729492					599	13	24	94.38	
				2405								
24			4729490					599	13	24	110.57	
				2406								

												/
36		2017 0047301	3	2	2	201		1,043.13				
37		2017 0047444	3	2	-1	0106		36.51				
38		2017 0047483	3	2	-1	0020		36.51				
39		2017 0048682	3	2	-1	0021		36.51				
40		2017 0047407	3	2	-1	0022		36.51				
41		2017 0047415	3	2	-1	0019		36.51				
42		2017 0047485	3	2	-1	0018		36.51				
43		2017 0047339	3	2	-1	0017		36.51				
44		0047422	3	2	-1	0114		35.05				
45		0047405	3	2	-1	0113		35.05				
46			3	2	-1	0112		36.51				

3	2	-1	0111	36.51
3	2	-1	0110	36.51
3	2	-1	0109	36.51



1			A504 A501-	1,770.95	

2



" + %

)

% +()

+ (

4% + "

+

" %" +

" %

" %

"(

""

%

% +

"

/

/

	" +			"	"
			""	"	"
			""	%	"
			% ""	%+"	"
			(""	""	""
		9	""	""	""

" "

"

%

9

""

"

9

9

9

9

9

9

9

%

"(

%" +

%)+(




% +) (%(% +)
("))+) %
+
""
"
%

(
)

)

% ()





%				

				m ²	/		
1		2021 0187053		%	/		
2	X	959075	1 8 12 B805	401.74			
3	X	959088	1 8 12 B806	113.32			
4	X	959105	1 8 12 B807	81.60			
5	X	959112	1 8 12 B808	401.74			
6		0014971	103 A	60.78			
7		4729496	599 13 24 2401	266.2			
8		4729495	599 13 24 2402	115.37			
9		4729494	599 13 24 2403	215.83			
10		4729493	599 13 24 2404	94.38			
11		4729492	599 13 24 2405	94.38			
12		4729490	599 13 24 2406	110.57			
13		4729488	599 13 24 2407	139.71			
14		4729487	599 13 24 2408	263.37			

					m²	<i>/</i>		
15		4729486	599 2501	13	25	266.2		
16		4729504	599 2502	13	25	115.44		
17		4729503	599 2503	13	25	215.76		
18		4729501	599 2504	13	25	94.38		
19		4729500	599 2505	13	25	94.38		
20		4755765	599 2506	13	25	110.57		
21		4729499	599 2507	13	25	139.71		
22		4729498	599 2508	13	25	263.37		
23		2017 0047298	2	1	3 101	1,016.15		
24		2017 0047301	2	2	3 201	1,043.13		
25		2017 0047444	2	-1	3 0106	36.51		
26		2017 0047483	2	-1	3 0020	36.51		
27		2017 0048682	2	-1	3 0021	36.51		



%

" +

" +

"

"

"

"

" "

,



3

4

%

" + "

" "

" "

" + + "

+ % "

2022 9 29

(

2022 8 31

						/
			B2- 20120317			2017.06.09- 2022.06.09
2			2016 2944-616			2014.01.14- 2019.07.30
			B2- 20120209			2017.04.06- 2022.04.06
3			2018 11525-4012			2016.01.14- 2022.01.13
			B2- 20170019			2018.05.31- 2022.01.03

2016
3820-033

2016.8.16-
2019.8.15



1

105

54



" " %

" " (%

" + (" (

"

" " (%

"



30 2021 6
100% 100%

" +

30 2021 6

" " (

%

2021 6 30



1 2021 6 30

2021 6

3

4

5

1

2019 8 1

1

A. 2018
14,460,273.61 19,880,626.39
2019 5 11

B. 2019 42,108,021
2019 57,891,979
2019

C.
2
2016 12 23

100%

310180 2018 2018 2019
5,237.54 2019 5 10 5,237.54
762.46
2019 6
3
2019 03 2529 2019 8 26 2020 7 14

2019	03	2529				2021	03	2658
			2021	10	28	2021		2658
							11	
		36,454,832.47						

4

A.

2021 5 13

2019 03 2529



A. 3,710.3253

2020

5 13

B. 2,698.9428

2020 5 13

C.

D.

2

2016 8 27 2016 12 23

100%

100%

2017 2018

2019

4,000

5,000

6,000

15,000

57.89%

42.11%

100%

-

	2017			2018
310156				
2020	040053	2017	2019	
		3,574.98	3,253.22	934.48
	7,762.68			
	2017	2019		15,000
2020	4	28		

2016 8 27 2016 12 23

100%

100%

310156 2017 2018
2019 310180 2017 2018

3

2019 10 29

2019 03 4030

2020 3 19

2020 11 5

2019 03

4030

2019

03 4030

9

4

A.

2019 03

4030

10.2.1

150

957,328.62

7,850.09

949,478.53

5,000

B.

~~10,100,000~~ PYLB (10,100,000) ~~10,100,000~~ PYLB (10,100,000)

2021 11 25

4

B.				41%	39%	10%
10%				359,374,200		
				2020	5	11
	2020	5	31	868,487.65		
C.				41%	39%	10%
10%						
				500,000		

10

10

13

4

A.

2021 7 23

2020 03 3159

2018

1,845,538.43

5,000

B.

2022

7 21

5

2021 10

2021 12 1

1

A.

3,000

2019

3820

480,000

2021 9 30 554,880

34,130

			2019	12	31			
B.						2,000		2019
3820							480,000	
2021	9	30			554,880		34,130	
			2019	12	31			
C.								2,000
2019			3820					480,000
				2021	9	30	554,880	34,130
					2019	12	31	
D.								
E.								
2								
								2019 12
20			2019			3820		
							2020 7 28	
3								
						2021 11 10		
2021	0203		11583			2021 11 17		
	2021	0203	2119					
4								

A.	1	2	2016		100%
				1	
		2017-2019	1.64		
				2018	2019
					2018
	2019		1.34		
	2,000				

2,000

2.28%

B.

3

2016

100%

150

D. 5 6

24,000



%

" " "

%

(

"

1		179,497,684	26.65%
2		13,790,191	2.05%
3		3,070,988	0.46%



1

1		" ")	8 : 3 5 "		" "+" " "+"

2

" "))



	2022				
	2019	2020	2021	2022	1-9
99,094.03	87,420.65		68,978.17		46,706.84
	99.47%	99.57%	99.21%	99.18%	

1

	2022					2022
	2019	2020	2021	2022	1-9	
99,625.58	87,798.92		69,530.60		47,095.14	

3

2022

20%

2022 9 29

20%

6.25%

18.75

2022 9 29

2022 9 29

2022 10 14

18.75

2022 10 19

5

1			" + ("
2			" + % +			" + "
3			" + %)%%			" + "
4			" + "+			" + "+%"
5			" " "			" " "%



1		"	")))	" "+%	

2

19		"	" % (%)	" " ("%	
20		"	" % (%) +	" " "	

21

"






5	" ")			7	" +)
6	" ")				+ +" +) ("
7	" ")				())
8	" ")			7	+ % (+
9	" (% "%% ""
10	" ("			") % +%

)""


)""

1	" "+			9) + " %
2	" " "+			9) %" ("
3	") +) + ""
4	" "("				% " (
5	" ")				+) "%

" + +
 " () ++ +%)) ((+)
 %

1	" " "				+(" %)
2					" % ""

3 "



"

"

"

" +

1	2019	714,545.46
2	2019	44,467.80
3	2019	192,000.00
4	- 2018	144,000.00
5	2019 59R	465,517.26
6	2018	159,107.16
7		900,000.00
8	IDC/ISP/ICP	800,000.00
9		130,000.00
10		10,000.00

11		300,000.00

12

36	2022	27,400.00
37		226,600.00
38		8,457.45
39		6,186.38

1			55.5 " + %	8 "		" + " % " "
2			" "" "			" " " " ") %

2019 1 18

2021

2021

23,000

1		33,202.92	15,521.66
2	5G	14,029.26	7,478.34
		47,232.18	23,000



""
 "
 " %%
 " +
 +"
 " %% " +
 " + (
 " " " + "+



") + " "((" +

"



第三节 签署页

（本页无正文，为国浩律师（深圳）事务所《关于任子行网络技术股份有限公司2021年半年度业绩快报更正公告及行股票之补充法律意见书（一）（修订稿）》的签署页）

本法律意见书于2022年8月10日出具，正本一式四份，无副本。

