

319 8 10000




2022 11

301259.SZ		301087.SZ	IPO		300603.SZ
		833799			835304
834813		" 14	"	122366	" 16 01"
136533	" 18	"		150519	
688799.SH		688189.SH			301259.SZ
300705.SZ	IPO	" 14	"	122366	" 16 01"

	Surfilter Network Technology Co.,Ltd.
	91440300723005104T

	300311



	84,443.60	86,577.23	90,304.94	88,454.01
	87,753.04	91,778.05	96,769.04	94,977.23

2

	2022 1-9	2021	2020	2019
	47,095.14	69,530.60	87,798.92	99,625.58
	-3,768.12	-3,060.06	2,866.55	-20,860.24
	-3,774.64	-5,328.62	2,258.33	-9,734.01
	-3,773.01	-5,211.22	1,648.94	-10,116.37
	-2,133.63	-3,852.31	1,708.05	-10,124.67

3

	2022 1-9	2021	2020	2019
	-12,173.48	-4,874.33	19,140.15	354.62
	304.07	-8,864.54	-5,346.12	6,297.17
	3,991.07	-7,521.64	-2,756.62	-10,794.28
	-7,870.09	-21,248.37	11,037.41	-4,035.29

4

	2022.9.30	2021.12.31	2020.12.31	2019.12.31
1	1.34	1.50	1.62	1.75
2	0.69	0.87	1.26	1.26
% ³	53.24	51.68	39.50	45.41
% ³	50.17	46.30	42.24	41.09
4	1.25	1.29	1.34	1.31
% ¹¹	10.68	9.30	1.54	1.18
	2022 1-9	2021	2020	2019
5	1.29	1.40	1.59	1.76
6	0.80	1.27	2.83	2.39
	-768.25	-2,281.85	5,392.69	-5,440.72

7				
8	-2,133.63	-3,852.31	1,708.05	-10,124.67
9	-3,858.74	-4,595.09	-1,680.48	-24,616.73
EBITDA 10	-5.54	-13.92	8.70	-5.02
12	-0.18	-0.07	0.28	0.01
13	-0.12	-0.32	0.16	-0.06

1 = ÷
2 = - -

2/3

10

2

2022 6 30

1

2

3

4

5

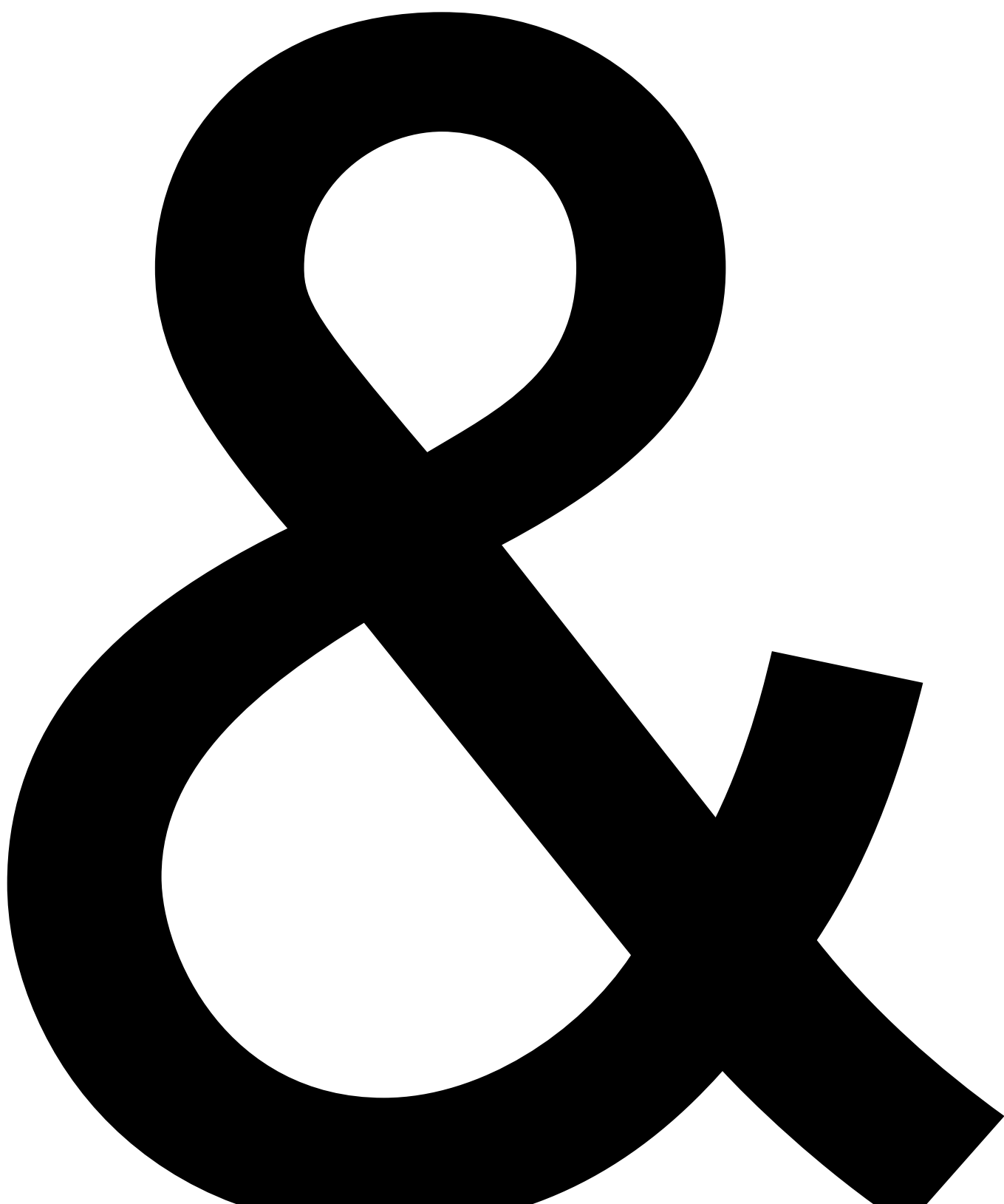
6

7

8

[2018]22

" "



1

2021 5 27

2022 5 18

2022 11 7

2

2021 9 15 2021

2022 9 5 2022

TM

1

1

"

"

2

"

"

2

1

2

3

4

5

6

3

1

8

9

"

30%

"

30%

"

30% "

30%

"

18

6

"

2015 8

18

"

"

2022 9 30

10

1

2

3

4

1

5G

576

119,940.00

61

19,385.07

14

3,462.40

2

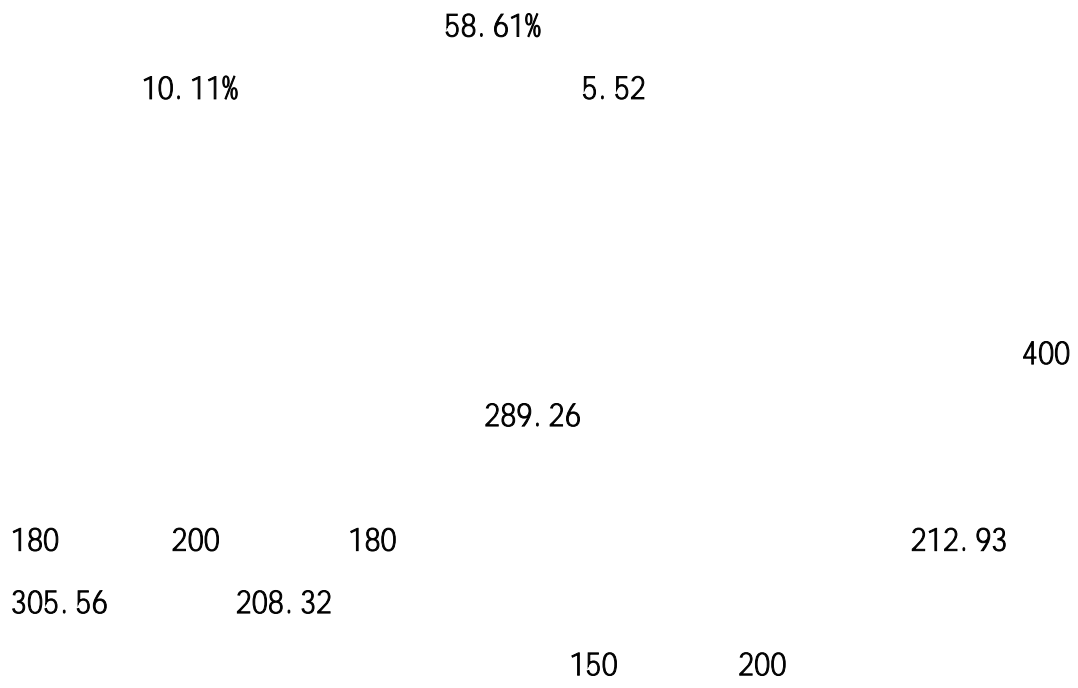
		5G		5G
	5G		5G	5G
180	5G			100

3

21,930.32
1,946.82

4

576	119,940.00
-----	------------



1

2,000.00

2.28%

2018

%

Z ú

1

fi

2021 12 29

5

5G

6

7

5G

8 — —

3

2022 9 37,884.66
21.51%

4

2019	2020	2021	2022	1-9			
	14,492.06	3,388.53	742.78	1,725.11			
					-143.14%	198.39%	-19.28%
80.85%			2019	2020			-
2021				2019			

5

1

2022

