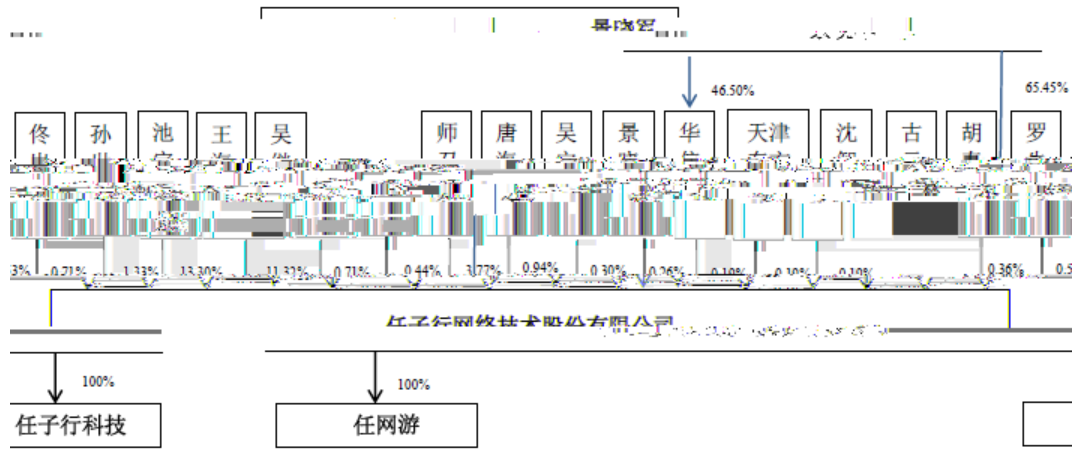


2012 2014



3

5,300

1,770

25.04%

%

		%	
	3,778.80	71.30	
	70.50	1.33	
	37.60	0.71	
	37.60	0.71	
	28.20	0.53	
	23.50	0.44	
	18.80		

	-	-	1,770.00	25.04
	5,300.00	100.00	7,070.00	100.00

		%	
	3,468.80	65.45	
	70.50	1.33	
	37.60	0.71	
	37.60	0.71	
	28.20	0.53	
	23.50	0.44	
	18.80	0.36	
	200.00	3.77	
	50.00	0.94	
	16	0.30	
	14	0.26	
	10	0.19	
	10	0.19	
	10	0.19	

		2010 1	5	0.50%		1 /	
		2010 1	4	0.40%		1 /	
	-	2010 6	600	11.32%		4 /	

		2010 1	150	15.00%		1 /	

300311.30%483.88 M/PO.

		(%)				
		49.06%	34,688,000	34,688,000		
		9.97%	7,050,000	7,050,000		
		8.49%	6,000,000	6,000,000		
		2.83%	2,000,000	2,000,000		
		1.67%	1,180,000	1,180,000		
		1.67%	1,180,000	1,180,000		
-		1.67%	1,180,000	1,180,000		
		1%	705,000	705,000		
		0.71%	500,000	500,000		
		0.53%	376,000	376,000		
		0.53%	376,000	376,000		
- -		0.41%	290,000	290,000		

2

--	--	--	--	--

8		376,000	2015 04 25		IPO
9		376,000	2015 04 25		IPO
10		282,000	2015 04 25		IPO

1		34,688,000	2015 04 25		IPO
2		7,050,000	2015 04 25		IPO
3		6,000,000	2013 04 25		IPO
4		2,000,000	2015 04 25		IPO
5		1,180,000	2012 07 25		

													()	
		45	2010 02 28	2013 02 27	37,788,000			37,788,000	37,788,000				15.97	
		42	2010 02 28											

300311

2017-116

	--	--	--	--		--	39,950,000		39,950,000	39,950,000	--	114.82	--
--	----	----	----	----	--	----	------------	--	------------	------------	----	--------	----

376,000

	34,688,000.00	49.06%
	705,000.00	1.00%
	7,050,000.00	9.97%
	376,000.00	0.53%
	376,000.00	0.53%
	282,000.00	

			4,155
		0	34,688,000
		0	7,050,000
		0	6,000,000
		0	2,000,000
		0	705,000
		561,400	561,400
		0	500,000
-	30	482,404	482,404
-		445,500	445,500
		0	376,000

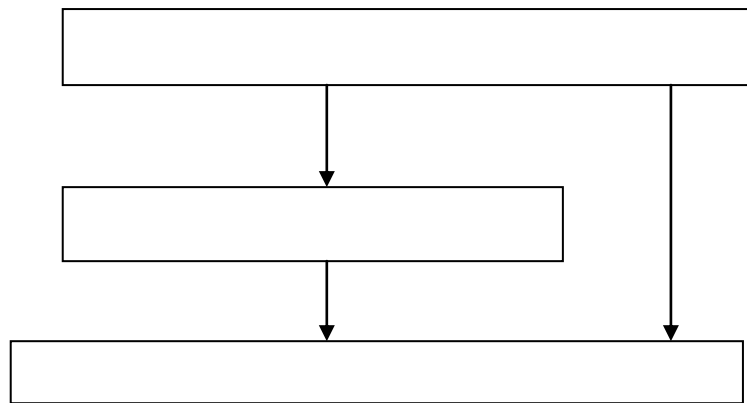
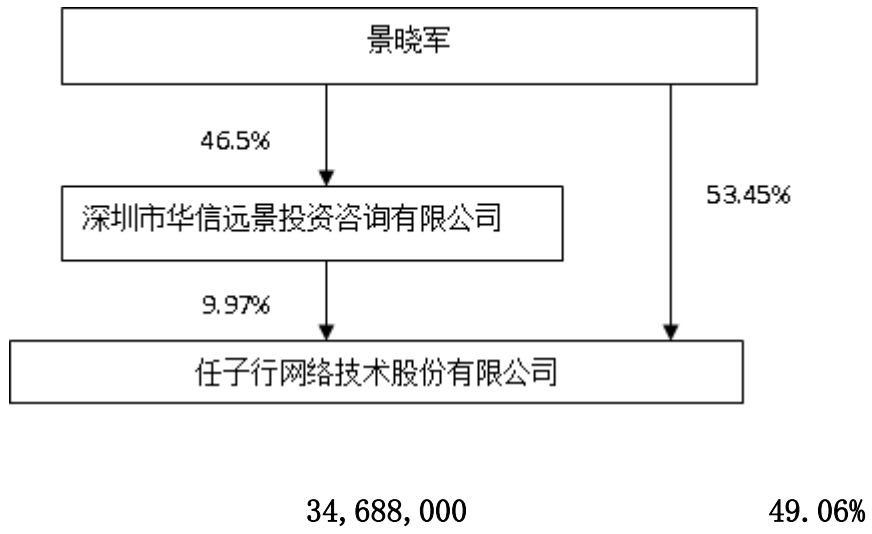
2

	1,180,000	1,180,000		0		2012 7 25
	1,180,000	1,180,000		0		2012 7 25
-	1,180,000	1,180,000		0		2012 7 25
	37,788,000	0	0	37,788,000	IPO	2015 4 25
	7,050,000	0	0	7,050,000	IPO	2015

	188,000	0	0	188,000	IPO	2015 4 25
	56,540,000	3,540,000	0	53,000,000	--	--

2





4 10

	37,788,000.00	53.45%
	705,000.00	1.00%
	7,050,000.00	9.97%
	376,000.00	0.53%
	376,000.00	0.53%
	282,000.00	
	235,000.00	
	188,000.00	

--	--	--	--	--	--	--

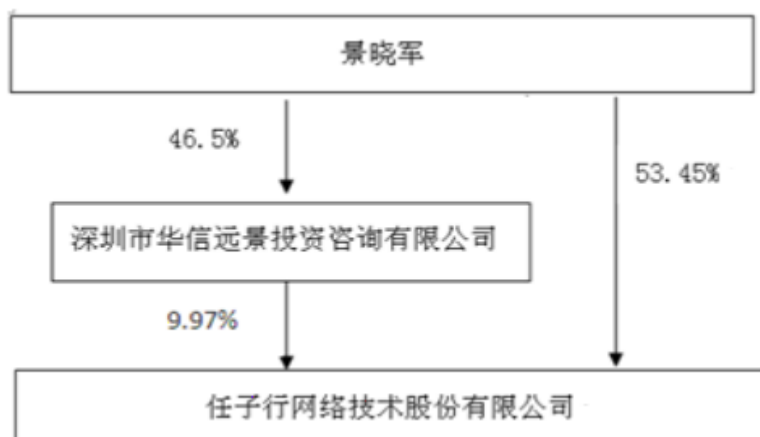
--	--	--	--	--	--	--	--

2013

1

--	--	--	--	--	--	--





4 10

--	--	--	--	--

	70,700,000.00	
--	---------------	--

2014

1

--	--	--	--	--	--	--

--	--	--	--	--	--	--	--	--

