



2017

2018-025

2018 04

) (

5

447930709

10

0.30

0



10

5

ΕΠΕΒ

			300311
--	--	--	--------

--	--	--	--



1
2
3
4
1
2
3
4
5
1
2006 3 847.38 2017 6.43
1.37
2 6998 6698 2013 6
6998
359 2017 4.2 0.34
3 3D 2017 5,525
4 362 60.2
6.7

office 2017

2017

6 1
2018 3

2018 4 13

2018 4 22

/

2017

1

	5,236					
	14,108.32	2017	1	34,110.32		
	20,002			20,002	20,002	

4			1		2017				
2016									
									28
237			4		500				
317		38	17.7		230				
		25	18				19		
	6		14				1300	IDC/ISP	
33			5						
2017									
	2017	12	2017	1300					

4FB

2017

5,600

28

7

23

2

,

2

1

5

				73,048,516.06	67.00%	5,985,658.26	61.00%	8.00%
	ARPG			54,981,970.00	18.00%	34,421,447.00	22.00%	63.00%
	MMO			36,858,930.00	12.00%	18,234,986.00	12.00%	49.00%
	MMO			18,269,296.00	6.00%	7,782,319.00	5.00%	43.00%
	ARPG			9,581,763.00	3.00%	5,796,456.00	4.00%	60.00%

		156,791	291,774	40,594	21	5,982,210.00
		25,943	203,423	14,739	13	2,576,609.00
		10,072	80,998	6,394	21	1,703,180.00

	2017		2016		
	1,076,908,064.59	100%	662,859,791.50	100%	62.46%
	291,561,514.43	27.07%	272,878,535.99	41.17%	-14.10%
	32,133,597.60	2.98%	30,275,701.97	4.57%	-1.59%

2

10%

	291,561,514.43	154,832,736.32	46.90%	6.85%	-1.26%	4.36%
	32,133,597.60	15,344,239.85	52.25%	6.14%	17.54%	-4.63%
	113,570,969.07	47,885,684.43	57.84%	108.33%	333.99%	-21.92%
	235,692,229.36	108,894,791.96	53.80%	35.16%	31.49%	1.29%
	399,262,504.19	192,396,022.70	51.81%	214.22%	1,187.74%	-36.43%
	4,687,249.94	1,453,198.79	69.00%	25.17%	39.44%	-3.17%
	291,561,514.43	154,832,736.32	46.90%	6.85%	-1.26%	

3

30%

4

5

6

1	100%	3,875.40		
2			-97.75	-578.35
3				65%

7

8

	139,445,009.25
	12.95%
	0.00%

5

1		36,117,229.26	3.35%
2			

	185,410,449.12
	24.85%
	0.00%

5

1		44,147,809.44	5.92%
2		36,983,387.84	4.96%
3		36,483,274.31	4.89%
4		33,941,627.62	4.55%
5		33,854,349.91	4.54%
	--	185,410,449.12	24.85%

3

	2017	2016		
	168,384,715.54	101,278,085.44	66.26%	
	224,165,646.12	154,004,982.73	45.56%	
	4,240,228.10	-2,181,618.61		

4

136,866,039.64

12.71%

77.43%

	2017	2016
--	------	------

5

	2017	2016	
	1,288,850,421.42	705,733,331.02	82.63%
	1,087,227,687.41	614,032,297.92	77.06%
	201,622,734.01	91,701,033.10	119.87%
	241,015,628.27	57,340,169.56	320.33%
	470,942,699.73	173,471,460.33	171.48%
	-229,927,071.46	-116,131,290.77	
	314,000,000.00	25,000,000.00	1,156.00%
	296,739,069.86	20,777,612.57	1,328.17%
	17,260,930.14	4,222,387.43	308.80%
	-11,043,407.31	-20,207,870.24	


			20,002	
	204,826,466.57	122.48%	20,002	
			20,002	
	60,514.50	0.04%		

1

	2017	2016		
--	------	------	--	--

625,920,000.00	54,500,000.00	1,048.48%
----------------	---------------	-----------


2



4

5

1



3

		(1)		(2)	(3)=(2)/(1)				
		1,062.01	0	0	0.00%	2018 01 31	0		
	--	1,062.01	0	0	--	--	0	--	--
()									

10%

			10,000,000.00	320,328,522.40	59,022,269.88	233,188,922.92	36,842,321.95	37,541,995.34
			10,000,000.00	108,361,603.85	95,692,350.40		78,874,641.39	72,148,881.15

/

/

/

100%

2017 1

2018

IDC

APP

PC

1

2017

2018

2

3

IT

IT

IT

IT

4

2013

			2		
			3		
				43,189,366	
			4		
					60,256.00
		5			
			=		
				÷	
			×		
		×			
		6			
				1	
				2	

			7			
			1			
				80%		
				60,256.00		
			60,256.00		80,258.00	
					80,258.00	
					2	
				+	×	
					3	
				=		
			×			+
					=	
			÷			8
			10			
			9			
			1			1.00
			30			
			2			
				10		
					30	

			2		
			1 3 2 A B C 3 4	2014 08 29	
		1		2014 08 29	2
		3			

			2010 1 10	2010 01 10		
		1	5%	2014 08 18		
		2				
		1				

/						
				30	2017 12 23	www.cninfo.com.cn
				30	2017 12 23	www.cninfo.com.cn

5%

1

2014 4 18

<

>

2014 6

2014 7 30

<

>

2014 8 18

2014

<

>

<

>

272

244.84

27.16

		79				
		20		20		/ 20
50%						
2014 9 4						
			2013			
						3,835,671
	3,401,111	434,560		2014 9 4		3,401,111
66		9.12				
2014 9 19						
			3,726,109		3,291,549	434,560
	3,291,549		64			
2014 10 8						2014
10 9						
2015 6 12						<
		>				
	2014					
			869,120	869,120	87	25.48
	2015 6 15					
2015 7 3						
				703,785	703,785	82
2015 7 21						2015
7 22						
2015 9 21						
	2014					
				6,583,098	4.56	
64				1,974,929		
2015 10 8						2015 10 9
2016 4 15						
				5		102,800
				4,000		106,800
2016 6 14						

6	29								2016
	2015								
				9,875,823					
	3.02			1,055,803					
	16.96			74					
462,645			5.92%			0.10%			
									2016 7 22
2016									
9	5								
				61					2,708,016
			36.86%			0.60%			
1	11							2017	
2017	1 22			2,708,016				0.60%	
	2,307,469		0.51%						
12	15			2016					
				6		3		2015	
				321,939					
2017	7 22								
6	23							2017	

2

2017 1 20

2017

2 9 2017

2017 5 31

<

>

<

>

2017 6 16

2017

2017 6 23

<

>

<

>

~~2017 6 26~~

1

1

2

3

2

1

A1+B1+C1		6,000	A2+B2+C2				2,000	
A3+B3+C3		6,000	A4+B4+C4				4,000	
A4+B4+C4							3.27%	

2

3

1

		3,553	377	0
		3,553	377	0

1

1

1 2016 10 11

2016 10

28 2016

2016 12 8

3

1

		2015.12	4,326
		2015.12	3,408
		2016.1	3,692
		2016.2	20,000
		2016.4	5,000
		2016.4	20,107
		2016.6	8,000
		2016.6	15,110
		2016.8	13,000
		2016.9	8,000
		2017.4	13,778
		2017.7	5,957
		2017.7	4,068
		2017.8	5,000
		2017.8	1,1932
		2017.9	6,300
		2017.11	5,500
		2017.11	10,000
			248,228

3 2014 12 1

2,500

2017 12 31

23

2

		2015.12	2,000
		2016.2	1,125
	TMT-	2016.3	1,000
	TMT- SaaS	2016.3	700
		2016.3	1,000
	TMT-AR	2016.4	800
	TMT-	2016.4	1,000
	TMT-	2016.5	1,000
	TMT- SAAS	2016.7	700
	TMT- SAAS	2016.8	1,500
	TMT-	2016.12	700
	TMT-	2017 1	1,000
		2017 8	2,500
			30,300

1 2016 12 23


100%

¼

3.07%

www.cninfo.com.cn

1



2

	136,052,997	3,375,000		132,677,997		25%
	24,230,459	0		24,230,459		2018 9 18
	26,564,624	10,625,850		15,938,774		2018 9 18
	25,268,788	10,107,514				

3

1

	34,028		32,328	9	0	9	0
		5%		10			
		39.49%	176,903,996	0	132,677,997	44,225,999	104,150,300
		5.61%	25,142,993	0	0	25,142,993	
		5.41%	24,230,459	0	24,230,459	0	
		4.30%	19,245,831	-6,022,957	15,161,274	4,084,557	14,500,000
		4.25%	19,050,000	-7,514,624	15,938,774	3,111,226	

	44,225,999		44,225,999
	25,142,993		25,142,993
1	5,847,069		5,847,069
	4,796,326		4,796,326
	4,084,557		4,084,557
	3,893,800		3,893,800
	3,852,609		3,852,609
	3,647,202		3,647,202
	3,111,226		3,111,226
	1,429,151		1,429,151
10	10	10	
		5	

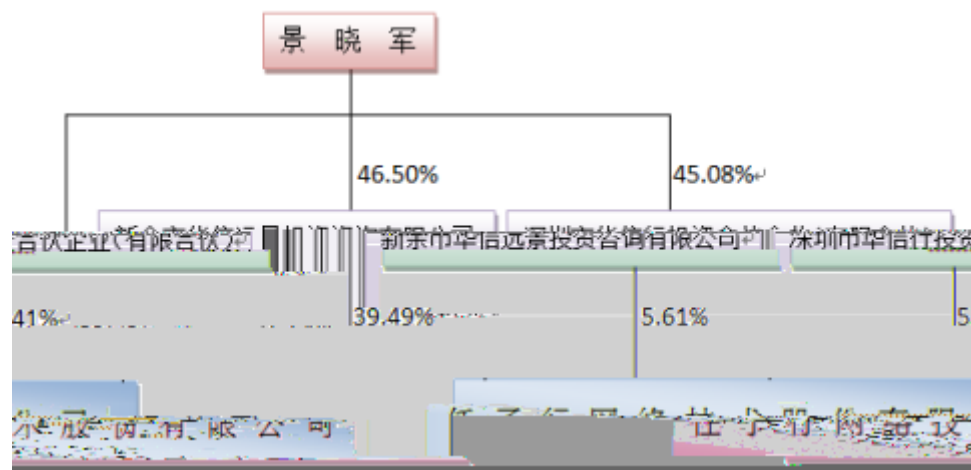
10

10

1,429,151

0.32%

10		



4 10%

5

2 2006 4

3 2009 3 2013 2 2013 2

4 EMBA 2003 4

5 1999 8 2015 8

2015 9

6 2014

			2014 10 22		
			2013 08 16	2018 01 05	
			2017 02 10		
			2016 05 01		

			51		48.37	
			48		46	
	/		37		104.79	
			40		0	
			47		7.8	
			49		7.8	

1



1

2

3

7

3

4

3

1

5

6

www.cninfo.com.cn

7

1



					www.cninfo.co m.cn
--	--	--	--	--	-----------------------

3

1

2

	2018 04 24	
	www.cninfo.com.cn	
		100.00%
		100.00%



--	--

--

1

2017 12 31





	58,784,455.22	19,880,124.48
		28,985,073.78

	396,598,647.02	276,680,377.96
	1,223,911,172.26	1,236,960,194.49
	61,143,104.77	34,499,141.39
	1,285,054,277.03	1,271,459,335.88
	2,288,808,970.68	1,786,720,007.45

2

	129,114,341.41	68,818,101.66
	4,120,176.00	10,958,849.00
	312,920,281.93	183,987,549.89
	12,590,703.62	22,500,725.34
	19,375,651.54	10,662,488.10
	86,207,945.81	59,752,721.58
	125,000,000.00	45,000,000.00
	689,329,100.31	401,680,435.57
	126,981,350.00	126,981,350.00
	1,365,442,308.16	931,234,195.21
	75,725,047.86	68,524,514.54
	87,214,843.39	101,680,189.03

	2,085,908.03	2,763,117.29
	2,341,137.96	3,085,754.16
	29,602,824.90	12,050,579.69
		68,637,723.00





1.		
2.		

	301,289,946.99	277,003,863.54
	5,115,704.76	4,508,914.30
	76,369,165.96	59,438,328.49
	93,982,642.45	78,690,549.99
	3,114,378.37	-849,911.86
	223,161,687.35	6,420,098.29
	79,348,023.17	111,274,974.68
	-691,887.05	-919,506.01

2.		
3.		
4.		
5.		

	625,759,054.04	304,359,108.02
	207,919,595.98	129,798,769.81
	91,692,530.58	66,757,546.24
	161,856,506.81	113,116,873.85
	1,087,227,687.41	614,032,297.92
	201,622,734.01	91,701,033.10
	128,726,200.00	55,000,000.00
	2,059,608.27	2,332,969.56
	229,820.00	7,200.00
	110,000,000.00	
	241,015,628.27	57,340,169.56
	25,320,772.56	78,848,311.49


	314,000,000.00	25,000,000.00
	100,000,000.00	7,725,017.87
	29,212,499.03	11,122,106.70

		7,080.00
	110,000,000.00	
	198,039,910.22	119,913,786.91
	2,382,780.23	8,706,919.63
	443,463,277.00	64,500,000.00
	100,000,000.00	115,637,723.00
	545,846,057.23	188,844,642.63
	-347,806,147.01	-68,930,855.72

	448,33											
	1,331.											
	00											

									64.70		64.70		
2													

	298,95 8,771. 00				644,695 ,158.29	38,945, 703.16			21,383, 182.47		191,618 ,291.60	-14,170 ,717.93	1,103,5 38,982. 27
	149,37 2,560. 00				-139,16 8,577.4 3	-9,960,6 29.38			14,023, 795.98		85,062, 086.36	48,669, 859.32	167,920 ,353.61
											109,549 ,436.73	15,624, 165.53	125,173 ,602.26
	-106,8 00.00												



298,958,
771.00

649,276,0 38,945,70
93.81

1

2

3

4

5

6

7

" "

" " " "

		5.00%	5.00%
1	2		

3

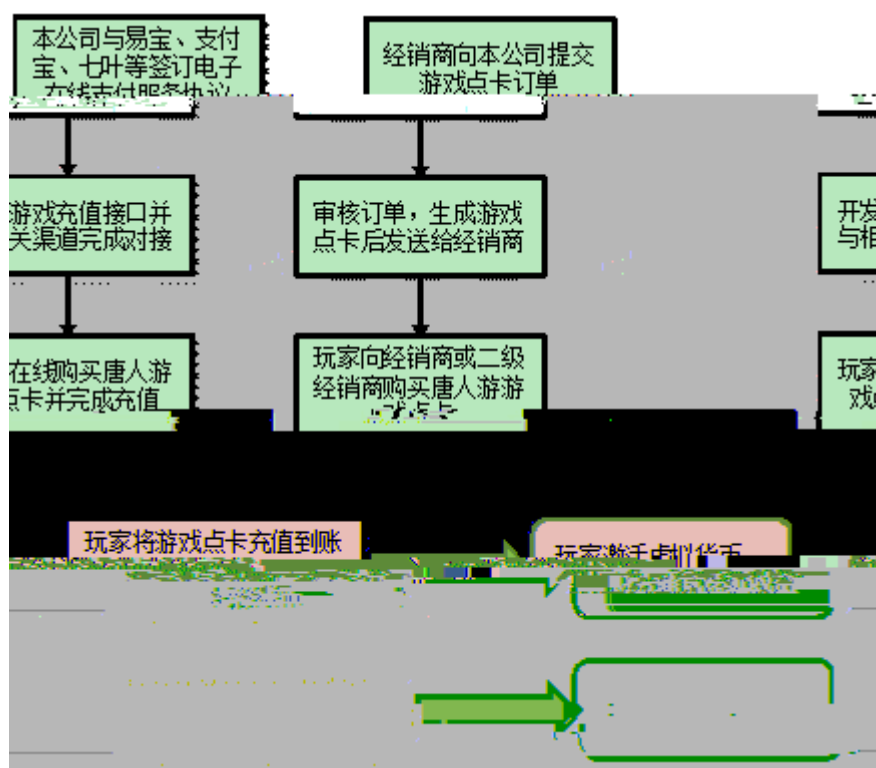
4

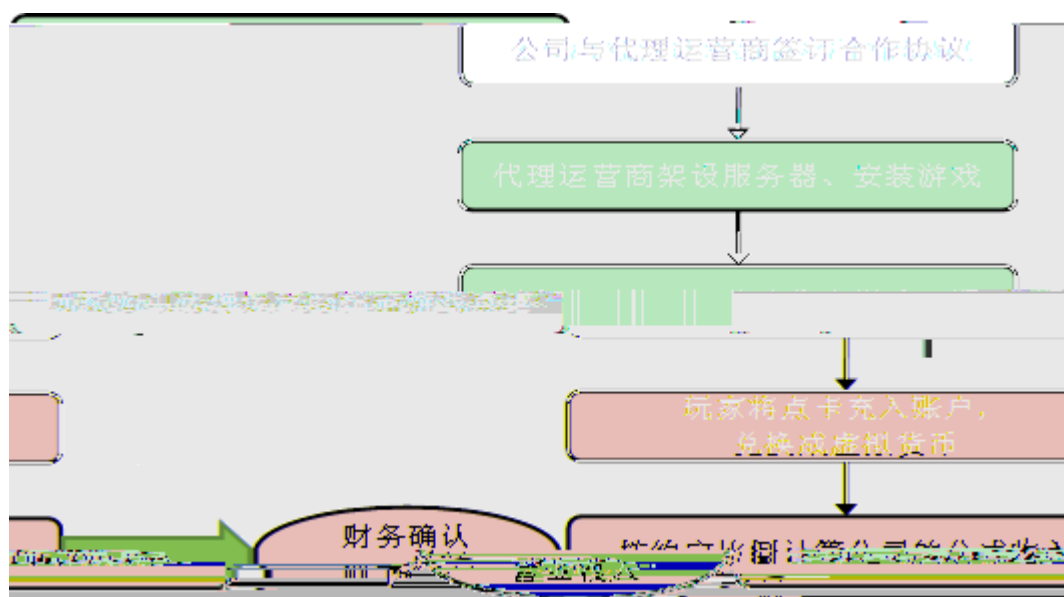
25

1

2

26





29

1

2

30

/

2

33

1

--	--	--

2

34

1

		17% 6% 3%
		7% 5%
		25%

--	--

	10%
	15%
	15%
	25%
	25%
	15%
	15%
	15%
	15%
	25%
	15%
	25%
	25%
	25%

2

3

4

		与本公司	占应收账款	
30,620.11	合计	73,523,621.43	17.62	10.95

5

6

6

1

1	31,512,751.34	97.12%	24,205,868.13	97.37%
1 2	826,626.26	2.55%	241,175.67	0.97%
2 3	1,251.20	0.00%	113,894.84	0.46%
3	106,894.84	0.33%	297,644.00	1.20%
	32,447,523.64	--	24,858,582.64	--

5

		12,085,278.70	3	37.58%	12,085,278.70
		1,000,000.00	3	3.11%	1,000,000.00
		900,000.00	1	2.80%	45,000.00
		800,033.80	1	2.49%	40,001.69
		742,000.00	1	2.31%	37,100.00
	--	15,527,312.50			

2

	5,874,654.72			1,278,190.14		4,596,464.58
	5,874,654.72			1,278,190.14		4,596,464.58

3

4

11

12

13

	3,770,000.00	
	2,196,527.31	
	5,966,527.31	

2

3

6

--	--	--	--	--	--	--	--	--	--

		0.00								0.00	
	8,654,195	10,000,00		-691,887.						17,962,30	
	.21	0.00		05						8.16	
	8,654,195	10,000,00		-691,887.						17,962,30	
	.21	0.00		05						8.16	

18

1

1.		73,780,819.47		73,780,819.47
2.		8,987,705.84		8,987,705.84
1				
2 \ \		8,987,705.84		8,987,705.84
3				
3.				
1				
2				
4.				

4.	7,043,477.45			7,043,477.45
1.				
2.				
1				
3				
1				
2				
4.				
1.	75,725,047.86			75,725,047.86
2.	68,524,514.54			68,524,514.54

2

3

19

1

1.	145,247,447.37	88,941,935.63	7,357,808.36	5,423,912.28	246,971,103.64
2.	13,467,179.37	12,167,577.11		1,842,508.99	27,477,265.47
1		10,814,476.31		1,815,293.22	12,629,769.53
2	13,467,179.37				13,467,179.37
3		1,353,100.80		27,215.77	1,380,316.57

3	8,987,705.84				8,987,705.84
4.	149,726,920.90	100,493,971.97	6,143,791.36		263,628,790.50
1.	8,272,609.67	53,674,755.66	5,099,495.64	2,832,722.34	69,879,583.31
2.	3,145,280.98	11,857,656.84	793,158.70	663,218.42	16,459,314.94
1	3,145,280.98	11,410,562.84	793,158.70	641,469.61	15,990,472.13
2		447,094.00		21,748.81	468,842.81
3.	385,336.96	149,405.12	1,153,382.15	2,292.20	1,690,416.43
1		149,405.12	1,153,382.15	2,292.20	1,305,079.47
2	385,336.96				

5

20

1

2

3

21

22

23

1

2

24

25

1

5

1.		4,268,638.59	5,147,371.67	1,917,513.24	8,579,600.00	19,049,210.26
2.						

3.						
1						

	707,679,949.75	341,103,235.12			1,048,783,184.87
	707,679,949.75	341,103,235.12			1,048,783,184.87

2

		200,020,000.00			200,020,000.00
		200,020,000.00			200,020,000.00

28

268,311,964.57	27,132,993.49	41,478,084.34	6,373,818.81
		12,892,533.63	1,933,880.04
35,413,666.67	3,512,650.00	42,467,000.00	6,370,050.00

		179,750.00
--	--	------------

31**1**

	10,000,000.00	
	165,000,000.00	
	175,000,000.00	

2**32****33**

2 1

	2,636,159.90	
	2,116,006.83	
	1,820,000.00	
	1,746,000.00	
	8,318,166.73	--

36

1

	202,206,394.37	53,288,912.77
	202,206,394.37	53,288,912.77

2 1

	3,647,371.42	
	3,647,371.42	--

3

--	--

37

1

--	--	--	--	--

	34,578,854.73	243,355,757.43	222,710,413.49	55,224,198.67
-		11,810,501.41	11,810,501.41	
		4,950.08	4,950.08	
	34,578,854.73	255,171,208.92	234,525,864.98	55,224,198.67

2

1	34,578,854.73	225,562,378.23	204,917,034.29	55,224,198.67
2		4,168,941.01	4,168,941.01	
3		5,143,665.70	5,143,665.70	
		4,487,168.49	4,487,168.49	
		226,888.76	226,888.76	
		429,608.45	429,608.45	
		6,826,373.49	6,826,373.49	

	419,488.57	315,450.69
	116,255.03	119,440.89
	79,987.75	146,150.26
	21,456.03	178,514.42
	40,120,803.60	13,568,326.34

39**40**

	20,193.35	298,174.16



1,000,000.00



47

1

	178,744,000.00	

48

1

--	--	--

2

49

--	--	--

4 6 @

	8,074,000.00			2,936,000.00			5,138,000.00	
	1,800,000.00			400,000.00			1,400,000.00	

54

1

2

55

--	--	--	--	--	--	--	--	--	--





64

	136,866,039.64	77,137,478.20
	36,354,110.21	28,200,656.15
	17,395,771.72	17,268,199.38
	10,497,186.22	5,997,272.58
	7,656,826.44	7,552,350.01
	2,346,400.00	7,224,300.00
	2,237,344.35	1,352,438.04
	2,043,903.18	1,219,304.36
	2,000,000.00	
	1,101,535.74	877,425.29

66

	26,929,610.68	19,804,312.62
		-210,486.26
	200,020,000.00	
	226,949,610.68	19,593,826.36

67

--	--	--

68

	-691,887.05	-919,506.01
	330,038.60	6,520,828.48
	1,640,000.00	2,050,000.00
	405,592.85	282,969.56
	1,683,744.40	7,934,292.03

69

	82,882.31	-544,983.81
	82,882.31	-544,983.81


70

--	--	--

	27,487,758.75	
	2,936,000.00	
	1,000,000.00	
	1,000,000.00	
2017	1,000,000.00	

		13,693,795.35	
	204,826,466.57	26,478,714.75	204,826,466.57

									/
--	--	--	--	--	--	--	--	--	---



72

	4,854.37	200,000.00	4,854.37
	428.82	12,416.12	428.82
	55,231.31	72,043.13	55,231.31
	60,514.50	284,459.25	60,514.50

73

1

	29,907,808.10	16,401,314.26

74

75

1

	3,735,900.00	8,883,781.16
	41,416,661.39	26,495,607.66
	2,779,043.39	2,802,590.32
	8,297,030.47	544,099.82
	56,228,635.25	38,726,078.96

2

	32,299,884.55	51,923,573.20
	84,073,113.68	43,410,109.56
	30,787,640.06	13,277,123.48
	14,695,868.52	4,506,067.61
	161,856,506.81	113,116,873.85

4

		10,000,000.00
	100,000,000.00	
	230,046.21	123,148.84
	100,230,046.21	10,123,148.84

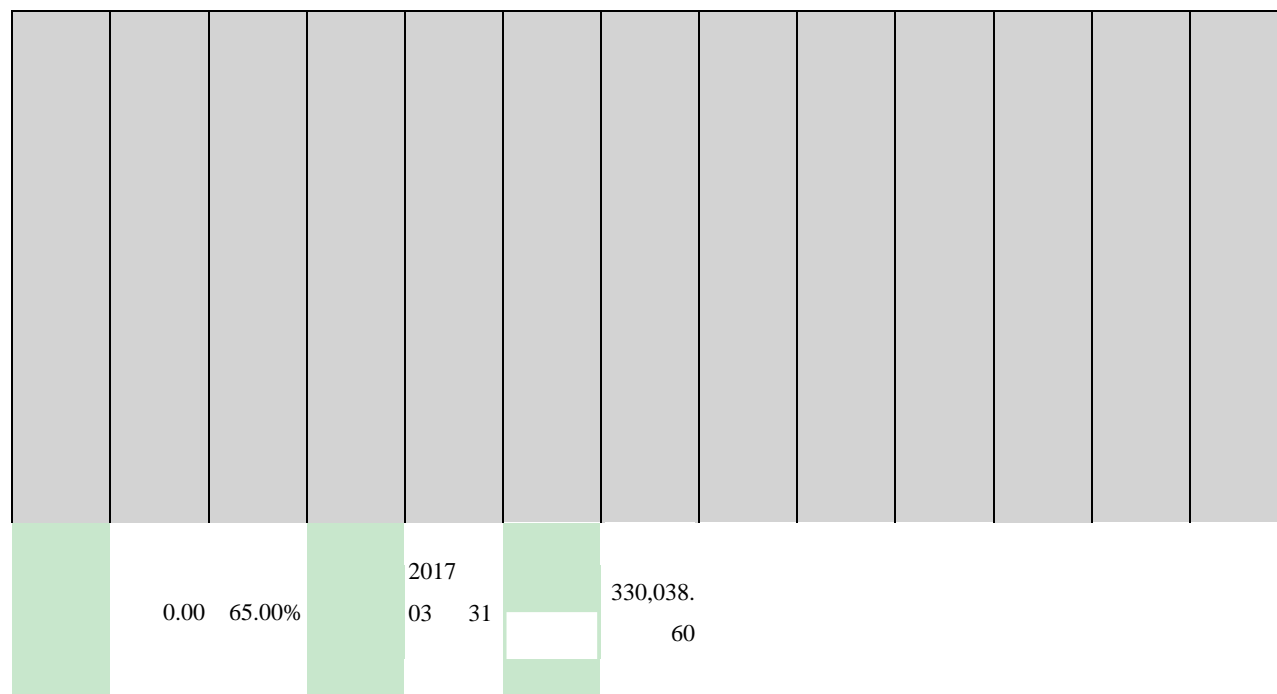
5**6**

	-81,963,581.19	-26,876,716.84
	-215,271,329.46	-86,409,622.18
	305,507,359.46	48,446,736.36
	-201,409,225.11	
	201,622,734.01	91,701,033.10
2	--	--
3	--	--
	313,971,931.31	325,015,338.62
	325,015,338.62	345,223,208.86
	-11,043,407.31	-20,207,870.24

2

	-177,720.75	-177,720.75
	68,896,764.88	56,705,937.38

4



				100.00%		
				100.00%		
				100.00%		
				100.00%		
				100.00%		
				100.00%		
					100.00%	
				50.00%		
				50.00%		
				100.00%		
					100.00%	
					100.00%	
					100.00%	
				100.00%		
				60.00%		

2

	50.00%	-416,957.02		

/	/	/	/	/	/	/
---	---	---	---	---	---	---

/

/

/	/

		1,626,236.27			
		84,400.02		501,425.65	
		1,000,000.00	1,000,000.00	1,000,000.00	300,000.00

2

ΣΠΟΡΑ

2

	24,670,600.00
	2,346,400.00

3

4

5

1

2

1

2

2

3

1

2

4

5

6

1

2



8

1

1

	355,479,	100.00%	42,558,8							
	097.38		15.45							

2

22,108,315.58

0.00



1			
1	15,123,764.54	346,408.26	2.29%

		12,085,278.70	3	35.93%	12,085,278.70
		1,000,000.00	3	2.97%	1,000,000.00
		900,000.00	1	2.68%	45,000.00
		800,033.80	1	2.38%	40,001.69
		742,000.00	1	2.21%	37,100.00
	--	15,527,312.50	--	46.17%	13,207,380.39

6

7

8

3

	1,557,500,000.00	200,020,000.00	1,357,480,000.00	922,580,000.00		922,580,000.00
	7,962,308.16		7,962,308.16	8,654,195.21		8,654,195.21
	1,565,462,308.16	200,020,000.00	1,365,442,308.16	931,234,195.21		931,234,195.21

1

	10,000,000.00			10,000,000.00		
	50,000,000.00			50,000,000.00		
	10,000,000.00			10,000,000.00		
	10,000,000.00			10,000,000.00		
	802,580,000.00			802,580,000.00	200,020,000.00	200,020,000.00
	15,000,000.00	183,920,000.00				

		410,000,000.00		410,000,000.00		
		6,000,000.00		6,000,000.00		
		20,000,000.00				

5

	78,399,910.22	107,785,929.13
	-691,887.05	-919,506.01
	1,640,000.00	2,050,000.00
		1.00
		2,358,550.56
	79,348,023.17	111,274,974.68

6

1

	409,788.88	
	11,425,900.00	
	405,592.85	
	204,769,743.43	
	21,926,014.76	
	12,000.00	
	195,073,010.40	--

2

		/	/
	12.02%	0.33	0.33

